



" ALL MY WORKSHOP  
CONCENTRATED IN THIS  
ALL-IN-ONE STATION."




DELTA 2™

WE REINVENT SIMPLICITY FOR YOU

delta2™





Do you lack space or have budget constraints?  
Are you looking for solutions that are simple,  
user-friendly and more intuitive?  
Do you need to increase productivity while you  
maintain compatibility with mechanical tracers?

# delta2™

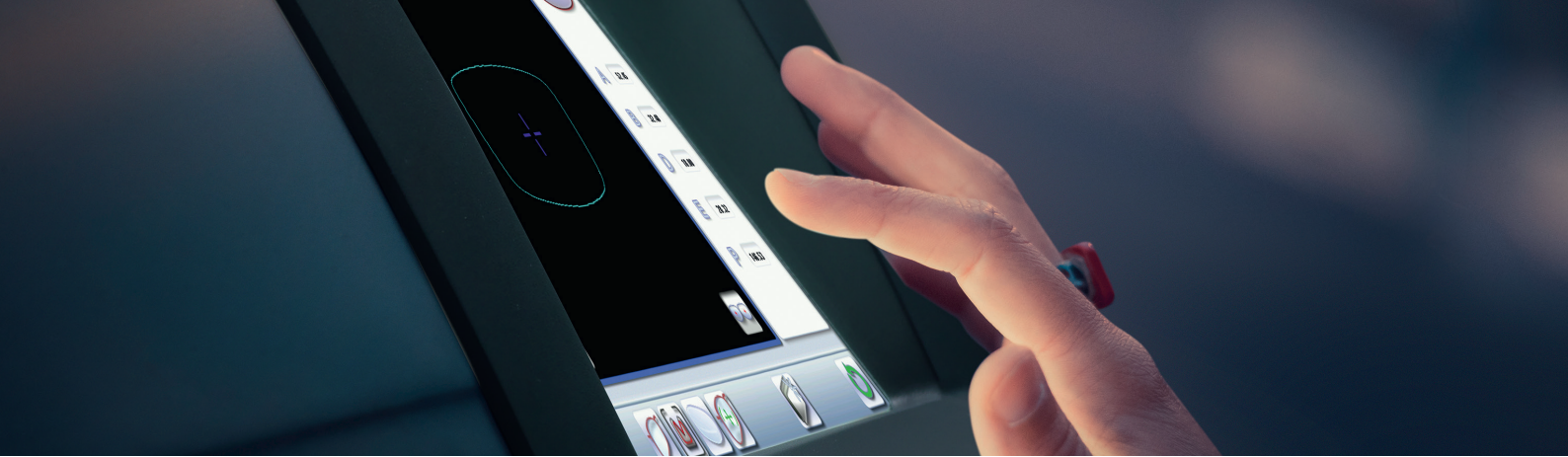


## THE NEW COMPACT EDGING SYSTEM THAT REINVENTS SIMPLICITY FOR YOU



### 👍 PROFIT FROM A COMPACT, HIGH-PERFORMANCE SYSTEM THAT COVERS ALL THE ESSENTIALS

- Has all necessary functions for tracing, centering, blocking and edging
- Traces all types of lenses including demo lenses, re-cut lenses and patterns - irrespective of the lens color and the lens power
- Centers and blocks all kind of corrective lenses including re-cut lenses
- Edges all types of materials up to base 6 including hydrophobic lenses
- Exists in 3 configurations to fit your daily needs



## WORK WITH MORE COMFORT, SPEED, PRECISION AND VERSATILITY



### MANAGE ALL TASKS USING A NEW ALL-IN-ONE HIGH-PERFORMANCE DISPLAY

All functions traditionally performed by 2 or 3 instruments (Tracer, Center/Blocker, Edger) are now on one single display that provides two comfortable ergonomic improvements:

- Natural posture reducing muscular stress
- No need to move from one piece of equipment to another



### DO TWO THINGS AT THE SAME TIME

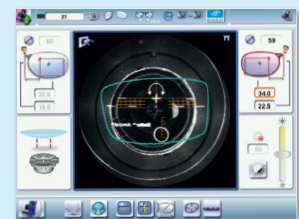
Thanks to its fully parallel workflow, you'll be able to prepare a new job while edging a lens at the very same time without any restriction.



### ▶ TAKE ADVANTAGE OF THE PRECISION AND SPEED OF THE OPTICAL SHAPE TRACING

Its new "Place and Trace 3D technology" allows you to trace any shape in a few seconds, ensuring extreme precision of the lens contours in 3D with the Optical Shape Tracing technology (OST).

### ▶ GET QUICKLY UP TO SPEED WITH STEP-BY-STEP VIDEO



The Delta 2 video-assisted job preparation process ensures a precise and parallax-free lens centering. The selective zoom function guarantees a perfect visualization of the lens.

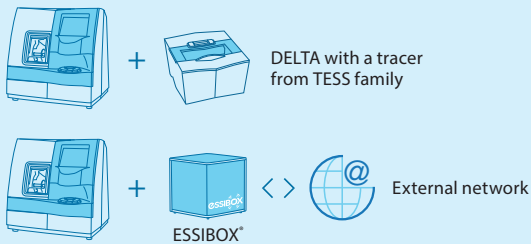


### ⚙️ STREAMLINE YOUR MOVEMENTS

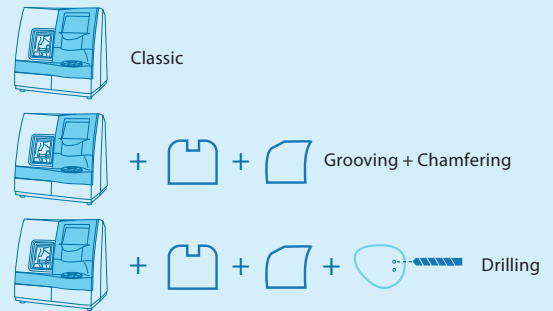
Its patented innovative centering/blocking system introduces a natural and smooth flow of movements, greatly reducing the number of operations.

## CONNECT YOUR DELTA 2 WHEN NEEDED

For very special frames or for remote edging services, Delta 2 can be connected:



## 3 LEVELS OF CONFIGURATIONS TO FIT YOUR NEEDS



### TRACING-CENTERING-BLOCKING

#### FRAME TRACING

- Automatic optical shape tracing in 3 Dimensions. Automatic tracing of patterns, demo lenses, recut lenses and tinted lenses.
- Pre-positioning of the drill-holes and their settings on a demo lens or a recut lens.

#### LENS CENTERING

##### Manual centering

- 2-track optical video system without parallax.
- Single vision lenses (using focimeter dots or re-marked micro-engravings). Progressive and Mid-distance lenses (using re-marked micro-engravings or manufacturer markings). Bifocal and trifocal and executive lenses.
- Specific centering cross adapted to each type of lens. Zoom mode integrated. Magnification: X2. Auto confirmation of the centering position based on the focimeter dots.

##### Centering Help

- Input of centering parameters: PD: 1/2 PD,  $\Delta X$ . Centering mode: Boxing, Datum or X,Y.
- 3-D compensation.

#### LENS BLOCKING

Manual. Special tool for hydrophobic lens with sticker.

#### SHAPE MODIFICATION

Scaling, A-side, B-side, 1/2 A-side, 1/2 B-side, D-dimension, shape modification in one point, rotation, shape alignment, shape regularity correction.

#### DATA BASE STORAGE

500 positions job database. (1.000 in option).

### EDGING

#### ROUGHING CYCLES

- Standard . EAS (Edging Assisted System) cycle with intelligent approach of the wheel.

#### LENS MATERIALS

- CR39, MHI, PC, TRX, TRIBRID AND MINERAL (option). Edging pressure varying according to the material to be edged.

#### TYPES OF FINISH

##### Bevel

- Automatic bevel. Customized bevel: distributed bevel (%), front surface tracking, rear surface tracking, partial and global adjustment, displacement.

##### Grooving

- Automatic groove. Customized groove: distributed groove (%), front surface tracking, rear surface tracking, partial and global adjustment, displacement.

##### Chamfering

- Groove depth adjustable from 0.20 to 1.20 mm. Groove width adjustable from 0.55 to 1.20 mm.

##### Drilling

- Chamfer adjustable on front and rear surfaces.
- Automatic adjustment of drilling angle according to lens curve up to 15°.
- Hole diameter: 0.8 to 3 mm. Types of drilling: through-hole, non-through hole, straight or tilted notch, slot and spot-facing.
- Lens edging capacity: Min. B-dimension: 17 mm for flat edge, 18.5 mm for bevel.

##### Polishing and Flat-edge

- Mono feeler, non simultaneous front and back side of the lens. 3-D preview of the bevel and groove before the start of the cycle.

#### OTHERS

- Automatic wheel cleaning cycle.
- 3 or 4 wheels versions (depending of the lens material).

### SYSTEM

#### NETWORKING POSSIBILITY

- Tracers (Essilor Tess Family, Essilor Phi), PC, Essibox.
- Color touch screen: 8.4 inches; Screen resolution: 800x600.
- Statistics and technical history. Integrated auto-maintenance functions (self-calibration, autotests).
- Dimensions: L 550, D 500, H 580 mm - Weight: 58 kg.
- Power supply: 220-240V - 50/60 Hz or 100-120V - 50/60 Hz.
- Power consumption: 1350 W - 10A for 220-240V and 15A for 100-120V.

#### OTHERS

### CE marking conformity

As improvements are made, these specifications are not contractually binding and may be modified without prior notice.

Delta 2™, Essibox® and Tess™ are trademarks of Essilor International.



Instruments Division  
64 bis, avenue Aubert  
94306 Vincennes Cedex France  
Tel.: 33 (0)1 72 94 71 00  
Fax: 33 (0)1 72 94 70 27  
www.essilor-instruments.com

YOUR CONTACT